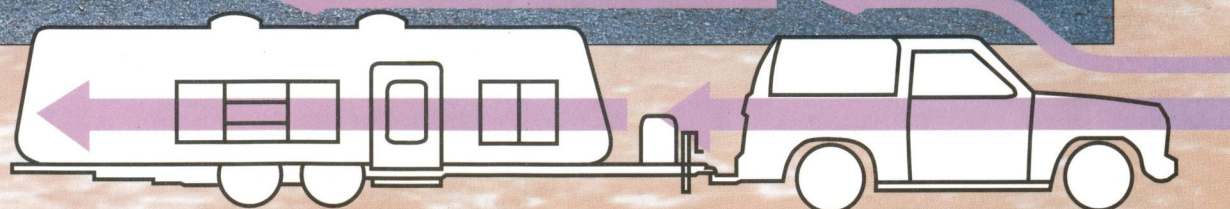


LIGHTWEIGHT TELESCOPING TRAVEL TRAILER



FunLite™



The most fuel-efficient travel trailer

BY **HI-LO**™

Raises Automatically in 12 Seconds

All you have to do is just flip a switch and your FunLite raises automatically in only 12 seconds to give you every possible comfort and livability feature. No more inconvenient set-up and take-down of tent campers. No more cold nights as the FunLite is insulated in its sandwich construction



6 YEAR LIMITED WARRANTY ON LIFTING SYSTEM

HI-LO warrants to the original purchaser that it will replace any part of your FunLite hydraulic lifting system (excluding the battery) which becomes broken or inoperative due to defects in material or workmanship within 6 years from the date of original purchase.

In addition, HI-LO warrants that it will replace or repair any part of your FunLite travel trailer found to be defective due to defects in material or workmanship within 12 months from date of original purchase. (Components such as tires, battery, plumbing and electrical fixtures, refrigerator, range, etc. . . are subject to separate warranties issued by other manufacturers). Ask your dealer for complete details of HI-LO/FunLite warranties.

Note: All standard and optional features are available at time of printing. HI-LO, however, reserves the right to improve and/or modify the product which may change the specifications, models and features availability. Check with your FunLite dealer for the updated information.



FunLite™

BY **HI-LO** 

Hi-Lo Trailer Co.
145 Elm Street
Butler, Ohio 44822
(419) 883-3000

**Test Tow the World's Most
Fuel Efficient Travel Trailer
at Your Dealer Today**

TOTAL CAMPER SALES INC
PH 916-925-5643
1925 EL CAMINO AVE.
SACRAMENTO, CA 95815



Low Profile Towing...with Full-Size Livability

Spacious, luxurious interiors in an affordable travel trailer. Oak cabinetry and laminated countertops give FunLite distinction and beauty. Expensive tufted velvet cushion fabrics add a touch of warmth and coziness to the well planned interior. The openness and the airy decor give you a good feeling just to be inside. A modern kitchen offers self-contained conveniences at your finger tips with big counter space, a double compartment stainless sink and 4 burner range top and microwave oven. Wide open bathrooms offer plenty of roominess, much more than other trailers its size, with shower and easy to care for fixtures including a wash basin with a built-in soap dish. Relax with all the comforts and security of a deluxe travel trailer and towability benefits of a tent camper. FunLite's steel and aluminum structure offer lightweight yet strong and durable construction.

Funlite's low travel profile gives greater stability at all speeds by reducing sway and buffeting caused by large vehicles and cross winds. The low center of gravity and aerodynamic efficiency means FunLite is the safest and easiest trailer to tow. FunLite gives you extra economy, safety, durability and convenience and gives you higher resale value than other trailers in its price category. Fuel efficiency, aerodynamics, light weight, towability, safety and comfort all add up to more fun-filled adventure for you and your family. Prove it to yourself — examine and test-tow a FunLite at your dealer today.



NEW STANDARD FEATURES

13,500 BTU air conditioning
Microwave oven
Monitoring system
Automatic changeover regulator
Larger holding tanks
Rear bumper storage

Swingaway bed*
Spare tire package
Stabilizer jacks
Skylight dome
20 lb. bottle cover
Rear wall storage
TV Antenna w/booster

* Not Available on Fifth Wheel

PROVEN AERODYNAMIC ADVANTAGE

FunLite's streamlined models have the proven

"aerodynamic advantage". Just like

HI-LO's renowned low

travel design

and profile,

FunLite's low

profile design

reduces air drag

up to 70% and

can mean up to

64% savings in

your gas bills

compared to

regular upright

trailers.



All fifth wheel models have a princess size bed with 57" headroom clearance and have an amazing low travel height of only 94". The low travel height makes the FunLite Fifth Wheel an ideal companion for 1/2 ton pick-up trucks and the tapered front allows maximum turning radius on short bed pick-ups.

SPECIFICATIONS

FEATURES	195FL	21FLL	23FLL	24CB	24RB	28RB
Hydraulic Lift System	S	S	S	S	S	S
Battery 12V Heavy Duty	S	S	S	S	S	S
30 amp Converter	S	S	S	S	S	S
Keyed Security Dead Bolt	S	S	S	S	S	S
Running Gear	TANDEM	TANDEM	TANDEM	TANDEM	TANDEM	TANDEM
10" Electric Brakes on all Wheels	S	S	S	S	S	S
Designer Sport Wheels	S	S	S	S	S	S
4 Burner Range Top	S	S	S	S	S	S
Double Compartment Sink	S	S	S	S	S	S
30 Gal. Demand Water System	S	S	S	S	S	S
Automatic Changeover Regulator	S	S	S	S	S	S
Skylight Roof Vent	2	2	2	2	2	2
Sun Shade Front Window	S	S	S	N/A	N/A	N/A
Flush Toilet	S	S	S	S	S	S
Skylight Dome	S	S	S	S	S	S
Shower (w/Water Heater)	S	S	S	S	S	S
Holding Tank - 2	S	S	S	S	S	S
Furnace	16,000 BTU	16,000 BTU	16,000 BTU	24,000 BTU	24,000 BTU	31,000 BTU
Dometic Refrigerator	4 cu. ft.	4 cu. ft.	5 cu. ft.	5 cu. ft.	5 cu. ft.	6 cu. ft.
Water Heater Bypass Kit	S	S	S	S	S	S
Cover for Lift Motor & Battery	S	S	S	N/A	N/A	N/A
20 lb. LP Gas Bottle Cover	S	S	S	N/A	N/A	N/A
Double 20 lb. LP Gas Bottles	S	S	S	S	S	S
Rear Bumper Storage Compartment	S	S	S	S	S	S
Rear Wall Storage - Bathroom	S	S	S	S	S	S
Monitoring System	S	S	S	S	S	S
Dometic Air Conditioner 13,500 BTU	S	S	S	S	S	S
TV Antenna	S	S	S	S	S	S
Microwave Oven	N/A	S	S	S	S	S
Deluxe Awning	0	0	0	0	0	0
Swing-Away Front Bed	S	S	S	N/A	N/A	N/A
Front Overhead Cabinet (w/out bed)	0	0	0	N/A	N/A	N/A
Stabilizer Jacks	S	S	S	S	S	S
Spare Tire Package	S	S	S	S	S	S
Power Vent in Bath	S	S	S	S	S	S
Oven	N/A	0	0	0	0	0
Radius Tinted Windows	S	S	S	S	S	S

GENERAL SPECIFICATIONS

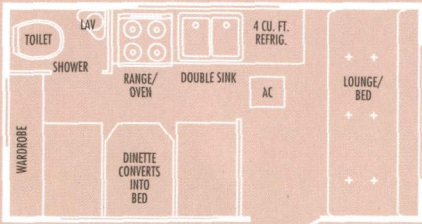
Length	19'4"	20'11"	22'11"	23'8"	23'8"	27'8"
Width	92"	92"	92"	98"	98"	98"
Traveling Height	70"	70"	70"	94"	94"	94"
Interior Height	78"	78"	78"	80"	80"	80"
Axle Weight (lbs) approx.)	2680	2815	3105	4260	4260	4520
Hitch Weight (lbs) approx.)	325	300	460	690	690	960
No. of Wheels	4	4	4	4	4	4
Tire Size	13"	13"	13"	15"	15"	15"
Sleeping Capacity	4 - 6	4 - 6	4 - 6	6	4	6
Refrigerator	RM2300	RM2300	RM2501	RM2501	RM2501	RM2611

SLEEPING AREA

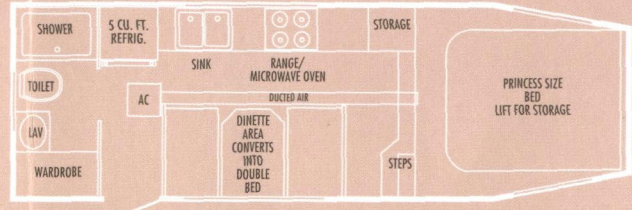
Sofa	45 x 81	45 x 81	60 x 81	44 x 81	N/A	44 x 81
Side Dinette	38 x 75	38 x 75	38 x 73	40 x 75	40 x 75	40 x 75
Princess Bed	N/A	N/A	N/A	60 x 75	60 x 75	60 x 75
Swing-Away Bed	44 x 84	44 x 84	44 x 84	N/A	N/A	N/A

HEAVY DUTY CONSTRUCTION

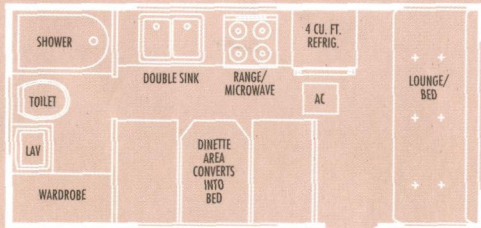
FunLite's sidewalls are a laminated sandwich of fiberglass skin, backerboard, polystyrene foam, tubular steel, and plywood interior paneling. FunLite's roof is a non-laminated construction of aluminum, backerboard, fiberglass blanket insulation, tubular steel and plywood interior paneling.



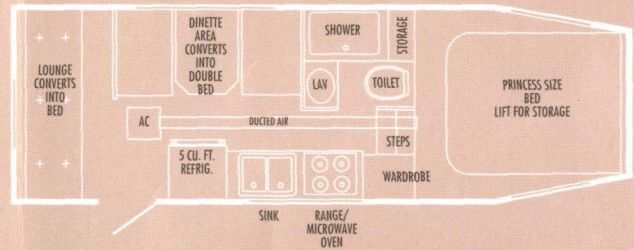
94195FL



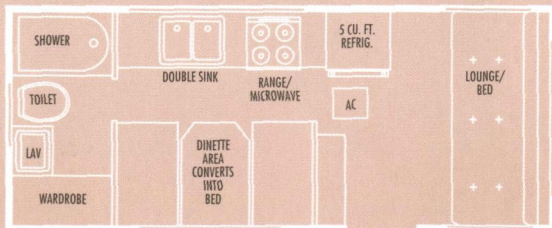
9424FLRB



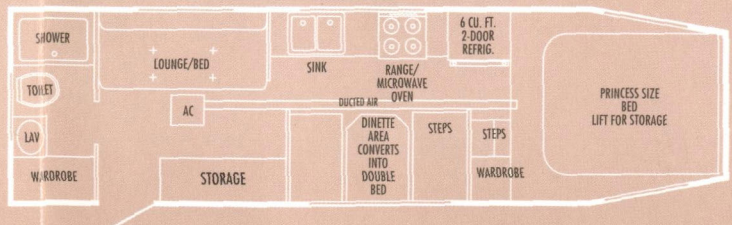
9421FLL



9424FLCB



9423FLL



9428FLRB